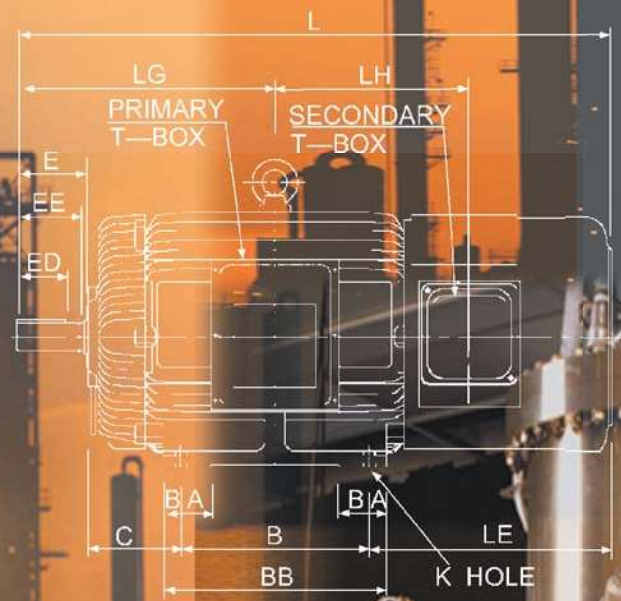
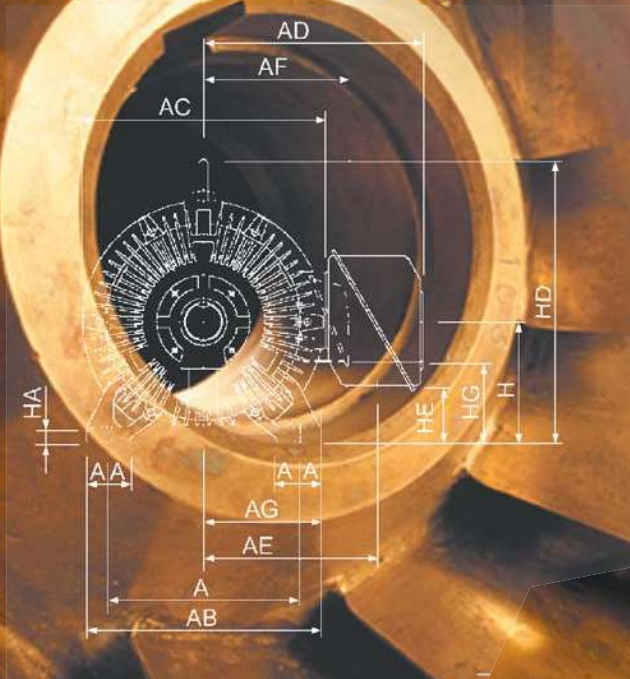




3-PHASE SLIPRING INDUCTION MOTORS

LOW VOLTAGE WOUND ROTOR

AEEQ AEJS



OUTPUT		FULL LOAD RPM	FRAME NO. (EH)	EFFICIENCY			POWER FACTOR			CURRENT FULL LOAD A	TORQUE		ROTOR DATA		
HP	(kW)			FULL LOAD %	3/4 LOAD %	1/2 LOAD %	FULL LOAD %	3/4 LOAD %	1/2 LOAD %		FULL LOAD KG-M	PULL OUT %FLT	VOLT. V	CURRENT A	GD ² KG-M ²
25	18.5	1455	200LC-3F-I06	88.5	87.5	85.5	82.0	78.0	68.0	35.8	12.5	250	320	35	1.0
		970	225MC-BG-I06	89.5	88.5	86.5	75.5	66.0	55.0	38.4	18.7	250	217	51	2.0
		725	225MC-BG-I06	86.5	85.5	84.0	70.0	62.0	52.5	42.2	25.1	200	185	60	3.0
30	22	1455	200LC-BF-I06	88.5	87.5	85.5	82.0	78.0	68.0	42.9	15	250	350	38	1.2
		970	225MC-BG-I06	90.2	89.5	87.5	75.5	66.0	55.0	45.7	22.5	250	252	53	2.2
		730	250MC-B5-I10	89.0	88.0	86.0	72.0	64.0	53.0	48.6	29.9	200	245	55	4.3
40	30	1460	225MC-BG-I06	91.0	90.5	89.0	82.0	78.0	70.0	55.6	19.9	250	380	47	1.6
		975	250MC-B5-I10	90.0	89.0	87.0	76.0	70.0	58.0	60.7	29.8	250	265	67	3.5
		730	280SC-B5-I16	90.0	89.0	87.0	74.0	66.0	55.0	62.3	39.8	200	280	64	6.3
50	37	1465	250MC-B5-I10	91.0	90.5	89.0	84.0	80.0	72.0	67.9	24.8	250	295	75	2.5
		978	280SC-B5-I16	90.2	89.0	87.0	81.0	76.0	64.0	71.0	37.1	250	405	54	5.3
		730	280SC-B5-I16	90.2	89.0	87.0	74.0	66.0	55.0	77.8	49.8	200	360	62	7.6
60	45	1470	250MC-B5-I10	91.5	91.0	89.3	85.0	81.0	72.5	80.1	29.7	250	385	69	3.1
		978	280SC-B5-I16	90.2	89.0	87.0	81.5	77.0	64.0	84.7	44.6	250	425	62	6.6
		730	280MC-B5-I16	90.2	89.0	87.0	74.0	66.0	55.0	93.3	59.7	200	415	65	9.3
75	55	1470	280SC-B5-I16	92.0	91.4	89.5	86.0	82.0	75.0	98.4	37.1	250	310	107	4.6
		978	280MC-B5-I16	92.0	91.3	89.2	82.5	75.5	66.0	103.0	55.7	250	335	100	7.9
		730	315SC-B5-I16	91.7	90.0	88.0	78.5	72.0	62.0	108.0	74.7	200	305	110	14.8
100	75	1475	280SC-B5-I16	92.7	92.0	90.0	86.0	82.0	75.0	130.0	49.3	250	420	105	5.3
		980	315SC-B5-I16	93.0	92.4	90.2	82.0	75.5	66.0	136.0	74.1	250	435	100	13.7
		730	315MC-B5-I16	92.4	91.5	89.0	79.0	73.5	64.0	142.0	99.5	200	410	110	20.0
125	90	1475	280MC-B5-I16	92.7	92.0	90.0	86.0	82.0	75.0	163.0	61.6	250	545	100	6.8
		980	315MC-B5-I16	93.0	92.4	90.2	82.0	75.5	66.0	170.0	92.7	250	555	100	16.4
150	110	1478	315SC-B5-I16	93.0	92.4	90.2	87.5	83.5	76.0	191.0	73.7	250	560	120	9.9
175	132	1480	315MC-B5-I16	93.5	93.0	91.7	88.0	84.0	77.0	221.0	85.9	250	600	127	12.5

Note : 1. The above are typical values based on test
 2. Tolerance : According to BS 4999, AS 1359
 3. Data subject to change without notice.

OUTPUT		FULL LOAD RPM	FRAME NO. (EG)	EFFICIENCY			POWER FACTOR			CURRENT FULL LOAD A	TORQUE		ROTOR DATA		
HP	(kW)			FULL LOAD %	3/4 LOAD %	1/2 LOAD %	FULL LOAD %	3/4 LOAD %	1/2 LOAD %		FULL LOAD KG-M	PULL OUT %FLT	VOLT. V	CURRENT A	GD ² KG-M ²
125	90	735	315AB-95R-B5-T30	92.4	92.2	91.0	77.0	70.0	60.0	182.0	124	230	362	152	30.7
150	110	984	315AB-95R-B5-T30	93.0	92.4	91.0	85.0	82.0	74.0	197.0	111	250	425	155	26.6
		735	315AB-95R-B5-T30	93.0	92.7	91.5	77.0	70.0	60.0	217.0	148	230	415	160	33.9
175	132	984	315AB-95R-B5-T30	93.5	93.0	91.5	85.0	82.0	74.0	229.0	129	250	525	148	29.8
		735	315CB-95R-B6-T30	93.0	92.7	91.5	77.0	70.0	60.0	254.0	173	230	460	168	39.6
200	150	1475	315AB-95R-B5-T30	93.6	93.0	91.0	89.0	86.0	78.0	249.0	98.5	250	545	161	18.7
		984	315CB-95R-B5-T30	93.6	93.0	91.7	85.5	82.5	74.0	259.0	148	250	575	153	34.6
		735	355AB-95R-B6-T30	93.2	92.8	91.5	81.0	75.5	66.0	275.0	198	230	365	240	63.7
250	185	1475	315AB-95R-B5-T30	93.6	93.0	91.0	89.0	86.0	78.5	311.0	123	250	585	190	21.6
		985	315CB-95R-B5-T30	94.0	93.5	91.7	85.5	82.5	74.0	323.0	184	250	575	192	43.5
		735	355AB-95R-B6-T30	93.3	93.0	91.7	83.0	78.0	68.0	335.0	247	230	415	265	71.8
300	220	1480	315CB-95R-B5-T30	93.9	93.3	91.5	89.0	86.0	79.0	373.0	147	250	585	225	25.1
		985	355AB-95R-B6-T30	94.1	93.6	92.0	85.5	82.5	74.0	387.0	221	250	435	305	60.5
		735	400AB-95R-B6-T30	94.1	93.7	92.2	83.0	78.0	68.0	399.0	297	230	480	275	87.4
350	260	1480	355AB-95R-B6-T30	94.4	93.7	92.0	89.5	86.5	79.5	430.0	172	250	540	285	39.7
		985	355CB-95R-B6-T30	94.5	94.0	92.5	85.5	82.5	74.0	450.0	258	250	500	307	71.6
		735	400AB-95R-B6-T30	94.4	94.0	92.5	83.5	78.5	69.0	461.0	346	230	540	285	101.0
400	300	1480	355CB-95R-B6-T30	94.7	94.0	92.3	90.0	87.0	80.0	487.0	196	250	600	295	47.0
		985	400AB-95R-B6-T30	94.7	94.2	92.7	87.0	84.0	76.0	504.0	295	250	585	300	81.4
		735	450MB-110R-B6-T40	94.5	94.1	92.7	85.0	80.0	71.0	517.0	395	230	548	320	170.0
450	335	1480	355CB-95R-B6-T30	94.7	94.0	92.3	90.0	87.0	80.0	548.0	221	250	695	285	51.0
		985	400AB-95R-B6-T30	95.0	94.5	93.0	88.0	85.0	77.0	559.0	332	250	635	310	87.5
		735	450MB-110R-B6-T40	94.5	94.1	92.7	85.0	80.0	71.0	581.0	445	230	625	318	190.0
500	370	1480	400AB-95R-B6-T30	94.7	94.0	92.3	90.0	87.0	80.0	609.0	245	250	690	320	66.9
		985	450MB-110R-B6-T40	95.0	94.5	93.0	88.5	85.5	77.5	617.0	369	250	705	312	142.0
		735	450AB-110R-B6-T40	95.0	94.6	93.2	85.0	80.0	71.0	643.0	494	230	620	355	200.0
600	450	1485	450MB-110R-B6-T40	95.2	94.7	93.7	90.5	87.5	81.0	723.0	294	250	695	380	99.2
		985	450AB-110R-B6-T40	95.0	94.5	93.0	90.0	87.0	80.0	728.0	443	250	705	375	158.0
700	520	1485	450AB-110R-B6-T40	95.2	94.7	93.7	90.5	87.5	81.0	843.0	343	250	810	380	116.0

Note : 1. The above are typical values based on test
 2. Tolerance : According to BS 4999, AS 1359
 3. Data subject to change without notice.

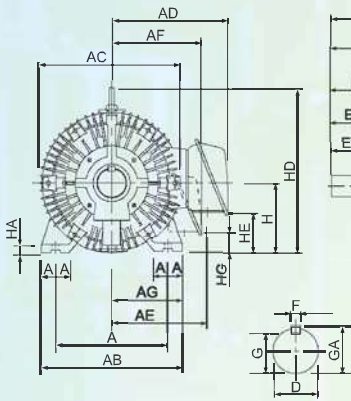


FIG. 1

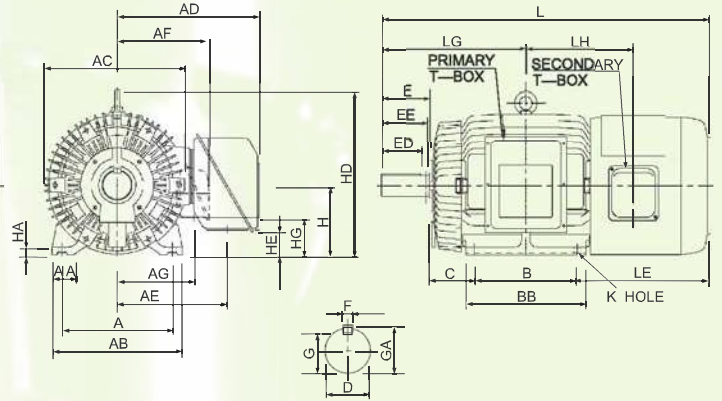


FIG. 2

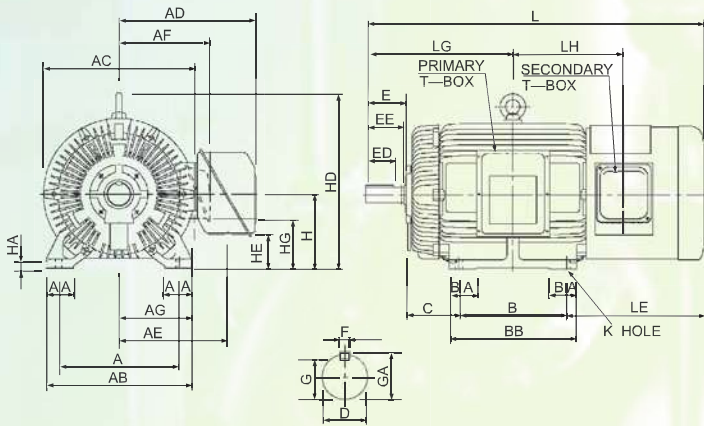


FIG. 3

Note:

1. Tolerance of shaft end diameter D : m6
2. Tolerance of shaft center height H :
Under 250 : +0, -0.5
Above 280 : +0, -1
3. Without brush-lifting & short-circuiting device
4. Usable shaft length for EE

Dimension in mm

OUTPUT (HP)			FRAME NO. (EH)	FIG	A	AA	AB	AC	AD	AE	AF	AG	B	BA	BB	C	H	HA	HD
4P	6P	8P			A	AA	AB	AC	AD	AE	AF	AG	B	BA	BB	C	H	HA	HD
25	30	-	200LC-BF-I06	1	318	80	400	420	339	279	282	239	305	-	365	133	200	25	470
40	25	30	225MC-BG-I06		356	90	450	458	382	312	300	257	311	-	375	149	225	30	525
50	60	40	250MC-B5-I10	2	406	100	500	510	510	395	327	267	349	-	425	168	250	36	576
75	100	50	280SC-B5-I16	3	457	110	560	570	540	425	354	294	368	110	445	190	280	36	660
125	75	60	280MC-B5-I16		457	110	560	570	540	425	354	294	419	110	495	190	280	36	660
150	100	75	315SC-B5-I16		508	115	615	609	565	450	369	309	406	115	490	216	315	40	743
175	125	150	315MC-B5-I16		508	115	615	609	565	450	369	309	457	115	540	216	315	40	743

FRAME NO. (EH)	HE	HG	K	L	LE	LG	LH	SHAFT EXTENSION						BEARINGS		APPROX WEIGHT KGS	
								D	E	ED	EE	F	G	GA	DRIVE END		NON. DRIVE END
200LC-BF-I06	129	73	18.5	938	390	395.5	311	55	110	80	104	16	49.0	59.0	6312	6310	360
225MC-BG-I06	153	93	18.5	1040	440	444.5	338	60	140	110	134	18	53.0	64.0	6313	6310	400
250MC-B5-I10	89	129	24.0	1187	530	482.5	403	65	140	110	134	18	58.0	69.0	NU316	6312	570
280SC-B5-I16	124	189	24.0	1231	533	514.0	428	75	140	110	127	20	67.5	79.5	NU318	6314	770
280MC-B5-I16	124	189	24.0	1282	533	539.5	453	75	140	110	127	20	67.5	79.5	NU318	6314	800
315SC-B5-I16	154	224	28.0	1379	587	589.0	487	80	170	140	157	22	71.0	85.0	NU320	6316	1030
315MC-B5-I16	154	224	28.0	1430	587	614.5	513	80	170	140	157	22	71.0	85.0	NU320	6316	1200

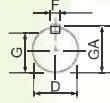
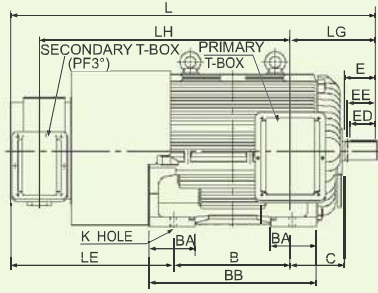


FIG. 1

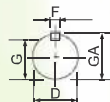
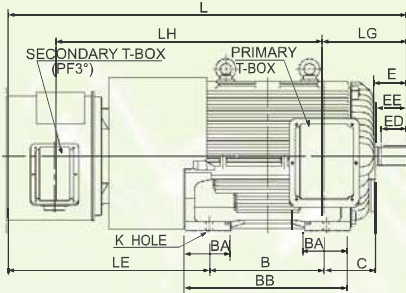
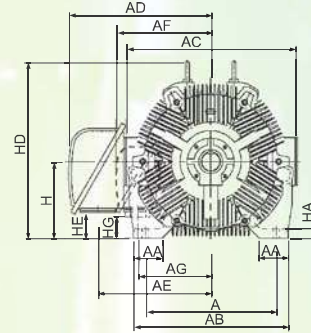
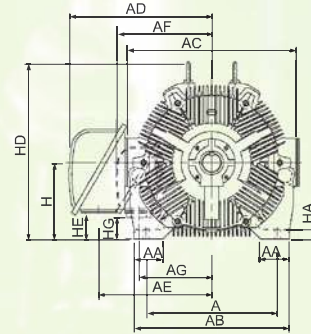


FIG. 2



Note:

1. Tolerance of shaft end diameter D : m6
2. Tolerance of shaft center height H : +0, -1
3. For direct flexible coupling
4. Without brush-lifting & short-circuiting device
5. Usable shaft length for EE

Dimension in mm

OUTPUT (HP)			FRAME NO. (EG)	FIG	A	AA	AB	AC	AD	AE	AF	AG	B	BA	BB	C	H	HA	HD		
4P	6P	8P																			
200	150	175	125	150	315AB-95R-B5-T30	1	508	150	650	778	665	510	495	380	560	180	730	216	315	45	755
250	200	250	175	315CB-95R-B5-T30	508		150	650	778	665	510	495	380	710	180	880	216	315	45	755	
350	300	200	250	355AB-95R-B6-T30	610		150	750	858	720	565	495	380	710	210	930	254	355	45	865	
400	350	-	-	355CB-95R-B6-T30	610		150	750	858	720	565	495	380	900	210	1120	254	355	45	865	
500	400	300	350	400AB-95R-B6-T30	686		150	810	908	745	590	495	380	800	245	1060	280	400	50	922	
600	500	400	450	450MB-110R-B6-T40	2		750	210	890	1048	815	660	664	509	710	270	1040	315	450	50	1057
700	600	500	450	450AB-110R-B6-T40			750	210	890	1048	815	660	664	509	900	270	1230	315	450	50	1057

FRAME NO. (EG)	HE	HG	K	L	LE	LG	LH	SHAFT EXTENSION						BEARINGS		APPROX WEIGHT KGS	
								D	E	ED	EE	F	G	GA	DRIVE END		NON. DRIVE END
315AB-95R-B5-T30	96	27	28.0	1707	761	406	1146	95	170	140	157	24	87.0	103.0	NU220	6220	1500
315CB-95R-B5-T30	96	27	28.0	1857	761	406	1296	95	170	140	157	24	87.0	103.0			1750
355AB-95R-B6-T30	91	67	28.0	1979	845	454	1370	95	170	140	157	24	87.0	103.0		2200	
355CB-95R-B6-T30	91	67	28.0	2169	845	454	1560	95	170	140	157	24	87.0	103.0	6320	2700	
400AB-95R-B6-T30	136	112	35.0	2115	865	460	1500	95	170	140	157	24	87.0	103.0		2950	
450MB-110R-B6-T40	186	122	35.0	2467	1232	500	1637	110	210	180	197	28	101.0	119.0	NU224	6322	3450
450AB-110R-B6-T40	186	122	35.0	2657	1232	500	1827	110	210	180	197	28	101.0	119.0			3900

HEAD OFFICE

Teco Electric & Machinery Co. Ltd
10F No, 3-1, Yuan Cyu St.
Nan-Kang Taipei 115
Taiwan ROC
Tel: +886 2 6615 9111
www.teco.com.tw

UNITED STATES

Teco-Westinghouse Motor Company
PO Box 227 (78680-0277)
5100 N.IH35
Round Rock Texas 78681 USA
Tel: +1 512 255 4141
+1 800 873 8326
www.tecowestinghouse.com

CANADA

Teco-Westinghouse
Motors Inc. (Canada)
18060-109th Ave
Edmonton, Alberta T5S 2K2 Canada
Tel: +1 780 444 8933
Fax: (780) 486-4575
24 HR Emergency Pager:
(780) 419 7734
Toll Free: 800-661-4023
Fax Toll Free: 888-USE-TWMI
www.twmi.com

UNITED KINGDOM

Teco Electric Europe Ltd.
26 Bond, Europa Way
Old Trafford, Manchester
M17 1WF England
Tel: +44 161 877 8025
www.teco.co.uk

NETHERLANDS

Teco Electric & Machinery B.V.
Teco's European Head Office
Rivium 3e Straat 27
2909 LH Capelle a/d IJssel
The Netherlands
Tel: +31 10 266 6633
Fax: +31 10 202 6415

GERMANY

Teco Electric & Machinery B.V.
Niederlassung Deutschland,
Marktstrasse 10
69 37441 Bad Sachsa
Germany
Tel: +49 5523 95340
Fax: +49 5523 953424
www.teco-westinghouse.de

SPAIN

Teco Electric & Machinery B.V.
Spain Office
C/ Apostol Santiago, 38, 1º-1
28017 Madrid, Spain
Tel/Fax: 34-91-326-30-91
E-mail: info@tecowestinghouse.es

TURKEY

OPTIMER Elektrik Makina Ltd.
Inonu cad. Sumko Sitesi M4-A blok
No: 2-Kozyatagi-Istanbul 34742
Tel: +90-216-464 54 13 Pbx.
Fax: +90-216-464 54 47

SAUDI ARABIA

Al Quraishi Electrical Services of S.A.
Al Quraishi Center, King Khalid Street,
P.O.Box 7386, Dammam-31462
Tel: +966 3 835 1155
Fax: +966 3 835 2297
www.aqesa.com

IRAN, AZERBAIJAN & ARMENIA

ATLAS DIBA Engineering & Trade Co.
No.3, Fakouri St., South Kadj Ave.
Golha Sq., Fatemi, Tehran, Iran
Tel: +98 21 88 33 03 81-3
Fax: +98 21 88 33 03 84
www.atlasdibaco.com

EGYPT

Amsol & Co.
38 Mossadak Street, Dokki, Giza, Egypt
Tel: +202 333 79 774
Fax: +202 376 20 307

SOUTH AFRICA

ArmCoil Afrika (Pty) Ltd.
Unit 3 Prestige Park 127 Main Reef Road
Technikon Roodepoort
PO Box 500 Maraisburg 1700
Gauteng South Africa
Tel: +2711 763 2351
Fax: 0866 318 588
www.armcoil.co.za

AUSTRALIA

Teco Australia Pty Ltd.
335-337 Woodpark Road
Smithfield NSW 2164 Australia
Tel: +61 2 9765 8118
www.teco.com.au

NEW ZEALAND

Teco New Zealand Pty Ltd.
Unit 3 477 Great South Road
Penrose Auckland New Zealand
Tel: +64 9 526 8480

JAPAN

Sankyo Co., Ltd.
26th fl. World Trading Center Bldg.
2-4-1 Hamamatsucho Minato-ku
Tokyo Japan 105-6126
Tel: +81 3 3435 9729
Fax: +81 3 3578 8381

SINGAPORE

Teco Electric & Machinery (PTE) Ltd.
18 Chin Bee Drive
Singapore 619865
Tel: +65 6 265 4622
www.teco.com.sg

INDONESIA

P.T. Teco Multiguna Elektro
JL Bandengan Utara No. 83/1-3
Jakarta Utara-14400 Indonesia
Tel: +62 21 662 2201

CHINA

Shanghai Office
Rm 321 Building No.6
Lane 1279 Zhongshan W. Rd.
Shanghai. PRC
Tel: +86 21 5116 8255
Fax: +86 21 6278 8761

Wuxi Teco Electric & Machinery Co., Ltd.
No. 9 South Of Changjiang Road,
New Zone, Wuxi,
Jiangsu Province, PRC
Tel: +86 510 8534 2005
Fax: +86 510 8534 2001
www.wuxiteco.com

Jiangxi Teco Electric & Machinery Co., Ltd
189 Dongyuan Rd. Hi-Tech Zone, Nanchang
Jiangxi, china
Tel: +86 791 819 5999
Fax: +86 791 816 7730

Suzhou Teco Electric & Machinery Co., Ltd
No. 1 Changjiang W.Rd. Liuhe
Taicang City, Suzhou,
Jiangsu Province, PRC
Tel: +86 512 5361 9901
Fax: +86 512 5396 1058

FUJIAN TECO PRECISION CO., LTD.
Xiayang, Jiazhao, Zhanggang Village, Saiqi
Development
Zone, Fuan, Fujian, China
Tel: +86 593 633 0300
Fax: +86 593 633 0303

HONG KONG

Tecoson Industrial Development
(HK) Co., Ltd.
Rm 3712 Hong Kong Plaza
186-191 Connaught Rd. West
Hong Kong
Tel: +852 2858 3220

MALAYSIA

STE Marketing SDN BHD
6 Jalan Firma 2 Kawasan Perind. Tebrau 1
81100 Johor Bahru Johor Malaysia
Tel: +60 7 354 8008

THAILAND

Teco Electric & Machinery
(Thai) Co., Ltd.
128/1 Soi Watsrivarenoi
Moo 7 Bangna-Trad Road Km 18
Bangchalong Bangplee
Samuthprakarn 10540 Thailand
Tel: +662 3371311- 20

VIETNAM

TECO(Vietnam) Electric & Machinery Co., Ltd.
KCN LONG Thanh, Huyen Long Thanh,
Tinh Dona Nai. Vietnam

<https://maybomteco.vn/>
HP: 0352183679

PHILIPPINES

Trade One
No. 56 Aragon Street San Francisco
Del Monte 1100 Quezon City Metro Manila,
Philippines
TEL: (632) 371-3032
Fax: (632) 371-1175
www.tradeoneinc.com